

EDI Support Services

User Documentation for Vendors on EDI Recertification

Purpose of the User Documentation for Vendors on EDI Recertification

EDISS Connect is a user-friendly, online registration system. Vendors use it to register with EDISS, add users, manage providers and to manage a transaction catalog. This system is also used to complete the annual EDI Recertification.

Quick Access Links:

[Accessing EDISS Connect Website](#)

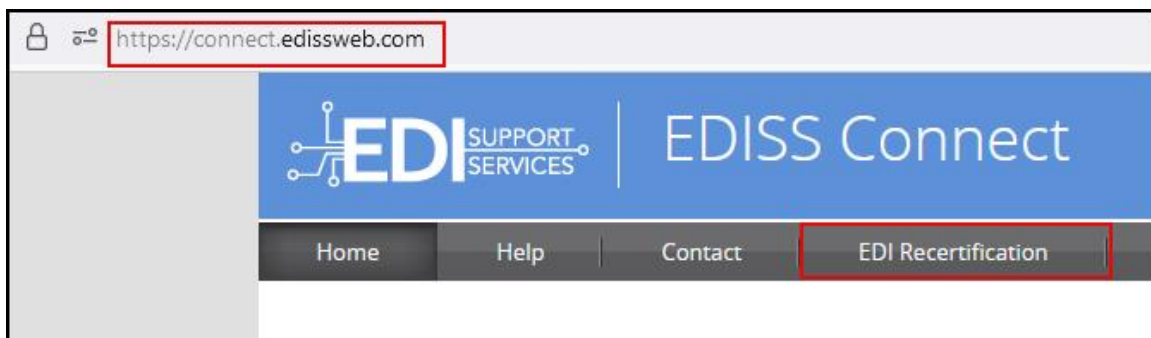
[EDI Annual Recertification](#)

[EDI Recertification Process](#)

Accessing EDISS Connect Website

<https://connect.edissweb.com>

Note: *Microsoft Edge and Fire Fox are the recommended browsers. The use of other browsers may cause issues.*



User Documentation for Vendors on EDI Recertification

EDI Annual Recertification

EDI Support Services requires annual recertification of your EDI Enrollment(s). This recertification is for all Vendor Submitter IDs currently registered in the Connect registration website.

Note: It is ***important*** that this is completed timely, to ensure that your EDI functionality is not impacted.

This is what the email notification for Vendors will look like:

EDI Support Services is implementing a required annual recertification of your EDI Enrollment(s). This recertification is for all vendor submitter IDs currently registered in the EDISS Connect registration website. It is **important** that this is completed timely, to ensure that your EDI functionality is not impacted.

Enrollment to recertify:

Vendor Submitter ID:

To complete the recertification:

- Visit <https://connect.edissweb.com>
- Select the **EDI Recertification** option at the top of the login page
- Select **Vendor**
- Enter a 10-digit NPI associated with your vendor account, the vendor submitter ID (listed above), and an active username tied to your vendor account in EDISS Connect (case sensitive)
- If there is no user on the account, contact EDISS at the following:
 - **Jurisdiction E** (CA, HI, NV, American Samoa, Guam, and Northern Mariana Islands): 855-609-9960
 - **Jurisdiction F** (AK, AZ, ID, MT, ND, OR, SD, UT, WA, WY): 877-908-8431
 - **All other lines of business:** 800-967-7902
- Complete the text verification
- Review the contact information that appears
 - If changes are needed, close the page, and log into your EDISS Connect account at <https://connect.edissweb.com>. Select **Edit Profile** to make the updates
 - You will then need to log out of EDISS Connect and go back to <https://connect.edissweb.com> and select **EDI Recertification** again to verify the contact information
- Review the EDISS HIPAA Business Associate Agreement (BAA) criteria and approve electronically

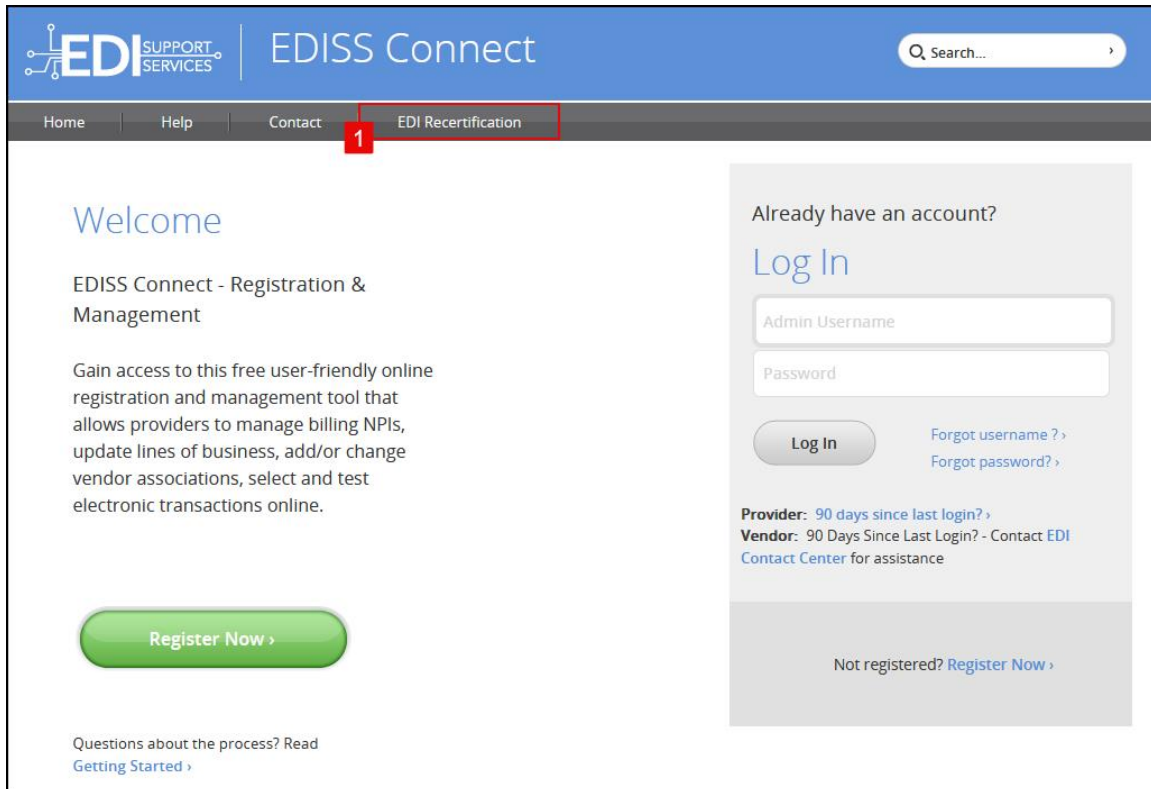
For additional guidance, visit <https://www.edissweb.com/cgp/training/tutorials.html> and select the Vendor Recertification tutorial.

*****We encourage vendors to reach out to their Noridian provider community to ensure that the providers are receiving these notifications from multiple sources to prevent potential impacts to their EDI functionality.

User Documentation for Vendors on EDI Recertification

EDI Recertification Process

1. At the top of the log in page, you will click on **EDI Recertification**.



The screenshot shows the EDI Support Services EDISS Connect website. The top navigation bar includes links for Home, Help, Contact, and EDI Recertification. The EDI Recertification link is highlighted with a red box and a red '1'. The main content area features a 'Welcome' message, a 'Register Now' button, and a 'Log In' section with input fields for Admin Username and Password, a Log In button, and links for 'Forgot username?' and 'Forgot password?'. A footer section contains a link to 'Getting Started'.

2. Click on **Vendor**.

User Documentation for Vendors on EDI Recertification

EDI SUPPORT SERVICES | EDISS Connect

Home | Help | Contact | **EDI Recertification**

EDI Recertification

Providers and Vendors are required to certify their acceptance of Electronic Data Interchange (EDI) terms and conditions every year. This annual recertification ensures compliance with our latest standards and practices, maintaining secure and efficient data exchanges. Please review the terms carefully and complete the certification process to continue using our EDI services.

Please select Trading Partner type

I'm a:

3. Enter any NPI number associated to your vendor account.

4. Enter the Vendor Submitter ID.

5. Enter a current username tied to your EDISS Connect account.


Note: *If you do not have a current user on the account, you will need to contact EDISS for further assistance.*

6. Complete the Text Verification by entering the characters from the image.

Note: *If you are unable to read the image, you can click on the blue arrows to the right of the box. This will generate another image that is readable.*

7. Click **Verify**.

User Documentation for Vendors on EDI Recertification

EDISS Connect

Home | Help | Contact | EDI Recertification

EDI Recertification

Providers and Vendors are required to certify their acceptance of Electronic Data Interchange (EDI) terms and conditions every year. This annual recertification ensures compliance with our latest standards and practices, maintaining secure and efficient data exchanges. Please review the terms carefully and complete the certification process to continue using our EDI services.

Vendor Account Verification


Please enter the following details belonging to your account to validate your information:

- Any NPI number associated with the account
- Submitter ID associated with the NPI entered
- Username from EDISS Connect account

Please enter a 10-digit NPI*:

Submitter ID*:

Username*:



Text Verification *

It is important that you review the contact information that appears. If all information listed is correct, further down the page you will review the Business Associate Agreement (BAA) criteria and approve the form electronically.

8. Verify the contact information from EDISS Connect.

Note: If the information is incorrect, you will need to log into your EDISS Connect account. Once in the account, you will click on **Edit Profile** to make the changes and then log out. Then go back to the log in page and click on **EDI Recertification**.

User Documentation for Vendors on EDI Recertification

Home Help Contact test EDI Recertification

EDI Recertification

Providers and Vendors are required to certify their acceptance of Electronic Data Interchange (EDI) terms and conditions every year. This annual recertification ensures compliance with our latest standards and practices, maintaining secure and efficient data exchanges. Please review the terms carefully and complete the certification process to continue using our EDI services.

Vendor Review and Acceptance of EDI Terms and Conditions

Review Vendor account details and accept T&C

8 Provider's Company Name*: EDI Recert Company

Phone*: 231 312 4

Fax*: 233 512 4

Address 1*: test

Address 2*: test.add2

City*: city

label state*: GA

ZIP*: 123213

First Name*: [redacted]

Last Name*: [redacted]

Email*: [redacted]

Confirm Email*: [redacted]

9. You will need to check the box "I agree to the EDISS HIPAA Business Associate Agreement".

10. Enter your Full Name.

Note: The Date of Acceptance auto fills with the current date.

11. Click **Accept** to continue.

User Documentation for Vendors on EDI Recertification

First Name*:

Last Name*:

Email*:

Confirm Email*:

EDISS HIPAA Business Associate Agreement*:

BY CLICKING THE "I AGREE" CHECKBOX DISPLAYED AS PART OF THE EDISS REGISTRATION IMPLEMENTATION PROCESS, YOU AGREE TO THE FOLLOWING TERMS AND CONDITIONS (THE "AGREEMENT") REGARDING PROTECTED HEALTH INFORMATION UNDER THIS HIPAA BUSINESS ASSOCIATE AGREEMENT AS AMENDED OR SUPPLEMENTED BY THE HEALTH INFORMATION TECHNOLOGY FOR

I agree to the EDISS HIPAA Business Associate Agreement

Full Name*: Name (Max 30 characters)

Date of Acceptance*: 11/01/2024

Accept >

12. Once the EDISS HIPAA Business Associate Agreement has been accepted, you will see this screen and the following message appear:

User Documentation for Vendors on EDI Recertification

Home Help Contact test EDI Recertification

EDI Recertification

Providers and Vendors are required to certify their acceptance of Electronic Data Interchange (EDI) terms and conditions every year. This annual recertification ensures compliance with our latest standards and practices, maintaining secure and efficient data exchanges. Please review the terms carefully and complete the certification process to continue using our EDI services.

12

Thank you for certifying the EDI Terms and Conditions. Please note, this certification is an annual process required to maintain compliance with our electronic data interchange guidelines. Be sure to review and complete this process again next year to avoid any disruptions.

Important Note: Vendors are required to certify their acceptance of Electronic Data Interchange (EDI) terms and conditions every year.

You will receive the below email from admin_noreply@noridian.com. You will want to retain this email for your records.

EDI Recertification Complete!

This notification is being sent to inform you that you have successfully completed your EDI recertification for the following:

Vendor Submitter ID:

You will want to retain this email for your records.

[Contact Us >](#)

This will complete the EDI Recertification Process.